

Product Summary of XLReporter with Rockwell Software®



SyTech, Inc.
693 East Central Street
Franklin, MA 02038

Contents

Summary	3
SYTECH is “THE REPORT COMPANY”	3
Product Overview	4
XLREPORTER EDITIONS.....	4
DATA INTERFACES.....	5
ARCHITECTURES	8

Summary

SYTECH IS “THE REPORT COMPANY”

SyTech “TheReportCompany”, Inc. is a leading provider of automated reporting and data analysis software for production and management. Our award-winning software is endorsed by major international manufacturers and Fortune 500 companies throughout the world.

XLReporter is designed with the powerful features and functionality of Microsoft Excel. The product provides The Complete Reporting Solution to suit the needs of manufacturing and industry and is designed to be readily usable by both production and management.

XLReporter’s creative design was awarded the coveted Control Engineering Editor’s Choice Award

Creating Excel reports with the **XLReporter Professional** consists of four steps: **Design**, **Report**, **Manage** and **Distribute**.

- **Design.** Design a report template in Excel and specify the source of the data, e.g., real time, historical, analytic and database. If the template is to be used on-demand, then an interactive form is also designed.
- **Report.** Defines a schedule to generate reports from the template periodically (e.g., every day), triggered on an event (e.g., the end of a batch) or initiated from custom scripts. On demand reports can be generated from the interactive form, locally or across the network.
- **Manage.** Apply analysis and data management to turn the raw data into meaningful report information.
- **Distribute.** Determine the format of the final report and the people who will receive it. Completed reports are stored in XLS, PDF or HTML format and may be sent automatically to printers, email, file servers and web servers.

Product Overview

XLREPORTER EDITIONS

XLReporter is provided in four editions Standard, Suite, Professional and Team.

	Standard	Suite	Pro	Team
Template design entirely in Microsoft Excel	✓	✓	✓	✓
Unlimited templates	✓	✓	✓	✓
Use government and regulatory templates	✓	✓	✓	✓
Dynamic range support for all Excel features	✓	✓	✓	✓
Data visualization beyond Excel	✓	✓	✓	✓
Export data to process tags, smartphone and XML	✓	✓	✓	✓
Analytic calculations from real time and historical	✓	✓	✓	✓
Automatic reporting on periodic and event triggers	✓	✓	✓	✓
Automatic output to printers, Excel files and web pages	✓	✓	✓	✓
Report from real time servers e.g., OPC	✓	✓	✓	✓
Report from analytic server	option	✓	✓	✓
Report from relational databases e.g., SQL Server	option	option	✓	✓
Report from historians e.g., OPC-HDA	option	option	option	option
Interactive reporting from a local workstation	✓	✓	✓	✓
Secure PDF and Excel file viewer		✓	✓	✓
Automatic web site management		✓	✓	✓
Automatic output to encrypted PDF format			✓	✓
Automatic output to email			✓	✓
Interactive reporting from any networked workstation				✓
User security management				✓
Client reporting				✓
Client viewing				✓
Client report sharing				✓
Thin Client Install				✓
No Excel license required				✓

DATA INTERFACES

XLReporter provides a number of interfaces to the Rockwell Automation software products. A report can contain information from one or more of the interfaces.

Real Time Interface

The real time interface uses OPC and is compatible with RSLinx[®] Classic, FactoryTalk[®] View SE (via FactoryTalk Gateway) and the RSView32[®] HMI systems. It is available from any workstation that has any of the above installed. Remote access is also supported. The interface provides:

- Tag browsing for real time tags available in the local or any networked workstation. This greatly simplifies the design of a report template in the Designer.
- Access to current values from any local or networked workstation. In the context of reporting, current values can be reported as a “snapshot” or added incrementally to the report, e.g., every hour over a day.

Historical Interface

The historical log interface is compatible with the RSView and FactoryTalk View SE (ODBC) Data Log Models and is available from any workstation that has access to the historical archive. The interface provides:

- A history group builder designed with custom features to shorten development time and increase productivity.
- Group builder configurations can contain variables to make them fully automated from the Scheduler e.g., a time frame of “last 24 hours” would automatically generate a daily report. Group builder configurations can also contain cell references as input, allowing the user to generate ad-hoc reports by simply changing cell content.
- Tag browsing for the historical tags configured in the local or any networked workstation. This greatly simplifies the design of a report template in the Designer.
- Access to historical values from any local or networked workstation.

- Many standard calculations, including maximums, minimums, averages and much more.

FactoryTalk Historian SE Interface

The interface is compatible with all versions of FactoryTalk Historian SE and is available from any workstation on the network. The interface is designed for fast and reliable data access using the FactoryTalk Historian SE OPC-HDA server. The interface provides:

- A history group builder designed with custom features to shorten development time and increase productivity.
- Group builder configurations can contain variables to make them fully automated from the Scheduler e.g., a time frame of “last 24 hours” would automatically generate a daily report. Group builder configurations can also contain cell references as input, allowing the user to generate ad-hoc reports by simply changing cell content.
- Tag browsing for Historian tags residing in the local or any networked Historian. This greatly simplifies the design of a report template in the Designer.
- Access to data from multiple Historians with a single **XLReporter** license.
- Access to many calculations from the Historian including interpolated samples, maximums, minimums, averages, and much more.
- Access to raw data from the Historian over a given time frame or by record count.

Analytic Interface

The **XLReporter** analytic engine creates analytics from real time data and makes them available for reports. By selecting a tag from the real time server and setting a time frame, an array of statistics and other valuable information is provided calculated.

Database Interface

The database interface makes **XLReporter** compatible with any relational database and is available from any workstation that has access to the database. A powerful SQL (structured query language) builder creates SQL statements without needing to know SQL programming.

Activities/Alarms Interface

Compatible with the RSView and FactoryTalk View SE alarms and activities, it is available from any workstation that has access to the historical archive. The interface provides:

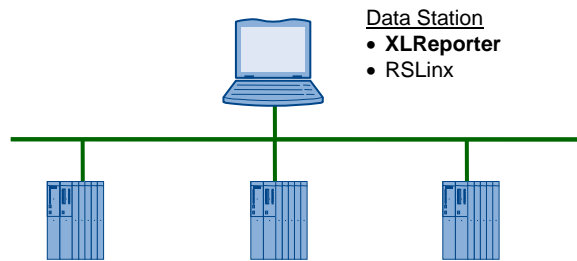
- A group builder designed with custom features to shorten development time and increase productivity.
- Various filtering and sorting options to retrieve the essential information.
- Access to activities or alarms from any local or networked workstation.

ARCHITECTURES

The following illustrates typical architectures:

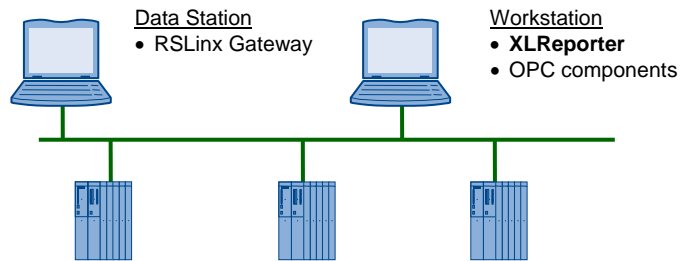
RSLinx Classic with Local XLReporter

Real time data available to **XLReporter**.



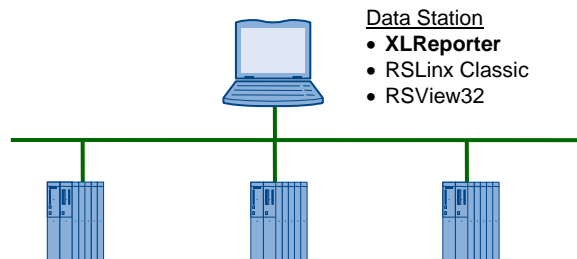
RSLinx Classic with Remote XLReporter

Real time data available to **XLReporter**.



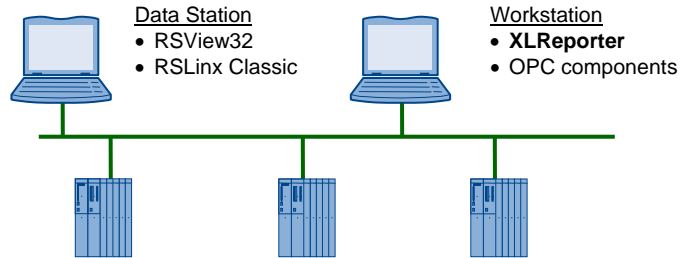
RSView32 with Local XLReporter

Real time data, historical data, alarm and event logs available to **XLReporter**.



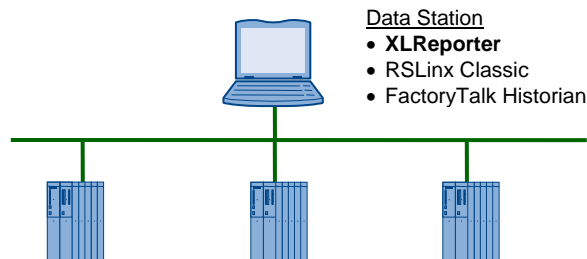
RSView32 with Remote XLReporter

Real time data, historical data, alarm and event logs available to **XLReporter** across the network.



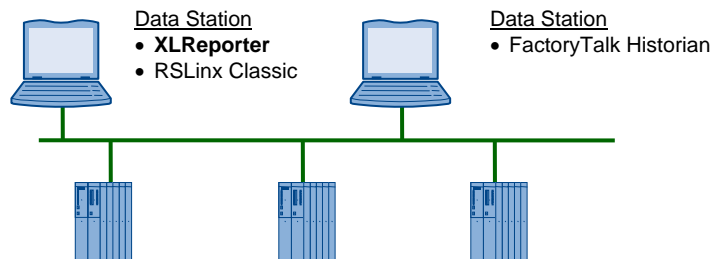
RSLinx Classic, FactoryTalk Historian SE with Local XLReporter

Real time and historical data available to **XLReporter**.



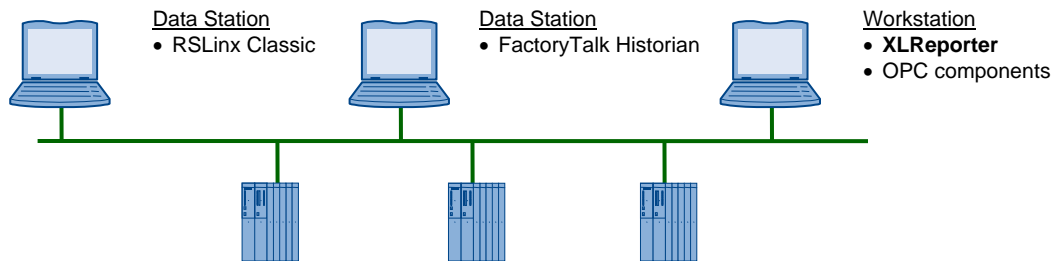
RSLinx Classic with Local XLReporter, Remote FactoryTalk Historian SE

Real time and historical data available to **XLReporter** across the network.



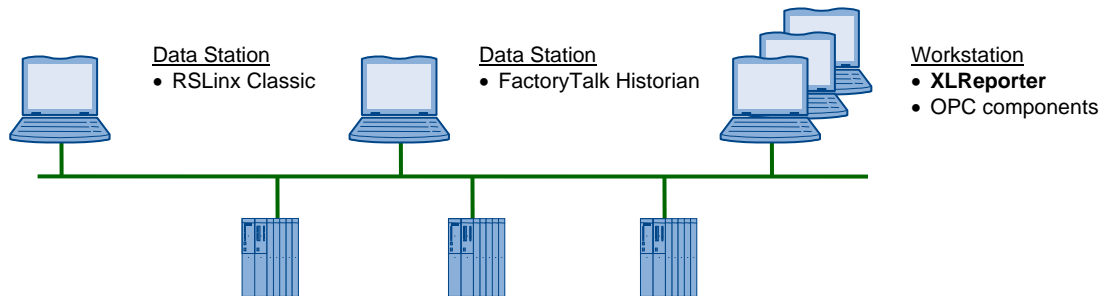
RSLinx Classic, Remote FactoryTalk Historian SE with Remote XLReporter

Real time and historical data available to **XLReporter**.



RSLinx Classic, Remote FactoryTalk Historian SE with XLReporter Team Stations

Historical data available to all **XLReporter Team Stations**.



RSLinx, RSView, FactoryTalk are registered trademarks and RSSql is a trademark of Rockwell Automation, Inc.