

Task Monitor

Overview

The **Task Monitor** is provided for troubleshooting purposes. It is a reflection of the current state of every component in the system.

If actions do not appear to be executing or the system appears hung up, open this application to investigate what is going on.

Menu Options

Start/Stop Update

This option starts and stops live updates of components in the display. Nothing changes on the display unless updates are started.

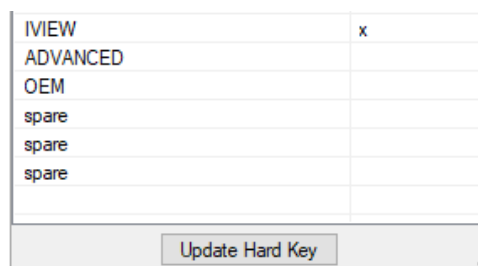
Show License

Select this to show the current license settings for the system.

Component	State
LICENSE	Soft Key
UPDATING	0
SERIAL	0
VERSION	141
REAL	demo
HISTORY	demo
COLLECTOR	demo
MAILER	demo
VIEWER	demo
WEB	demo
ANALYTIC	demo
DATABASE	demo
PDF	demo
TEAM	5 clients
IFORM	demo
IREPORT	demo
IVIEW	demo
ADVANCED	demo
OEM	1 devices
spare	demo
spare	demo
spare	demo

Update Hard Key




If you have upgraded to a newer version and are using a hard key dongle, this option is provided to upgrade the dongle for registration purposes. Note, this option is only enabled if a hard key dongle is connected to the machine.



For more information, see the **License Upgrade** section of the **Product Registration** documentation in the **SETUP** section of the **Documentation Library**.

Component Lists











Component, Handle ID

Component	Handle	ID
 Report Services	0	0
 Scheduler	0	124820
 Analytic Services	0	0

This lists the current **Handle** and process **ID** for each component. If the **Handle** and **ID** are both 0, the component is not running. If either is not 0, the component is running.






If for whatever reason a component is stuck and needs to be ended, highlight it in the list and click the **Close Process** button. If this does not clear the **Handle** and **ID**, click the **End Process** button.

Component, Flag

Component	Flag
 [i] Collector Abort	0
 [i] Collector Close	0
 [o] Collector Exiting	1
 [o] Collector Waiting	0
 [i] Analytic Reset	0
 [i] Analytic Close	1
 [o] Analytic Waiting	0
 [i] Scheduler Reset	0
 [i] Scheduler Close	0
 [i] Scheduler State	0

This list comprises of a set of flags that can be set for specific components to either control their behavior or to reflect the last action of the component.

Component, State

Component	State
 Collector Active	0
 Collector Wait	0
 Schedule	1
 Analytic	0
 Analytic Wait	0

This list reflects the current state of each component with 1 indicating the component is running and 0 indicating it is not.

Queue

The Queue section displays the content of either the **Schedule** or **Analytic** queue. The queues can be toggled by selecting the drop down on the left side.

Head and Tail

These values reflect the current **Head** and **Tail** indexes in the queue. If these values are the same it means that everything in the queue has been processed. Otherwise, there are actions in the queue to process.

List

Index	Status	Timestamp	Duration	Action
0	0	4/1/2022 00:00:00	795	UpdateSheet 'hdValuesLibrary.xlsx.Template'
1	0	4/2/2022 00:00:00	807	UpdateSheet 'hdValuesLibrary.xlsx.Template'
2	0	4/3/2022 00:00:00	797	UpdateSheet 'hdValuesLibrary.xlsx.Template'
3	0	4/4/2022 00:00:00	798	UpdateSheet 'hdValuesLibrary.xlsx.Template'
4	0	4/5/2022 00:00:00	794	UpdateSheet 'hdValuesLibrary.xlsx.Template'
5	0	4/6/2022 00:00:00	802	UpdateSheet 'hdValuesLibrary.xlsx.Template'
6	0	4/7/2022 00:00:00	799	UpdateSheet 'hdValuesLibrary.xlsx.Template'
7	0	4/8/2022 00:00:00	802	UpdateSheet 'hdValuesLibrary.xlsx.Template'
8	0	4/9/2022 00:00:00	827	UpdateSheet 'hdValuesLibrary.xlsx.Template'
9	0	4/10/2022 00:00:00	797	UpdateSheet 'hdValuesLibrary.xlsx.Template'
10	0	4/11/2022 00:00:00	825	UpdateSheet 'hdValuesLibrary.xlsx.Template'
11	0	4/12/2022 00:00:00	806	UpdateSheet 'hdValuesLibrary.xlsx.Template'

The list shows all the actions currently in the queue. Each row has the following settings:

- **Index**

The index in the queue. The **Schedules** queue ranges from 0 to 255. The Analytics queue ranges from 640 to 767.

The queues operate as a FIFO (first in first out) and are circular meaning that after the last index is set with an action, the next action is set at the top as long as the action is not pending.

- **Status**

The state of the action in the queue. A status of 0 means the action is processed and -1 means that the action is pending.

- **Timestamp**

The date and time to run the action on. This is not necessarily reflective of the date and time the action was submitted to run but rather the report date and time the action is run for.

For example, if running a backfill from the Schedule Designer on a set of actions, this column reflects the backfill time submitted for every action.

- **Duration**

The amount of time (in milliseconds) it took for the action to complete. This is updated once the **Status** is 0, indicating the **Action** is complete.

- **Action**

The action to execute.

To clear the entire queue which sets the **Status** to 0 for every row, click the **Clear All Queues** button in the lower left.

Information in this document is subject to change without notice. SyTech assumes no responsibility for any errors or omissions that may be in this document. No part of this document may be reproduced or transmitted in any form or by any means, electronic or mechanical, for any purpose, without the prior written permission of SyTech.

Copyright 2000 - 2023, SyTech. All rights reserved.

XLReporter® is a registered trademark of SyTech (dba of TheReportCompany, LLC).

Microsoft® and Microsoft Excel® are registered trademarks of Microsoft, Inc.
All registered names are the property of their respective owners.