

Access Web Portal Remotely with StrideLinx

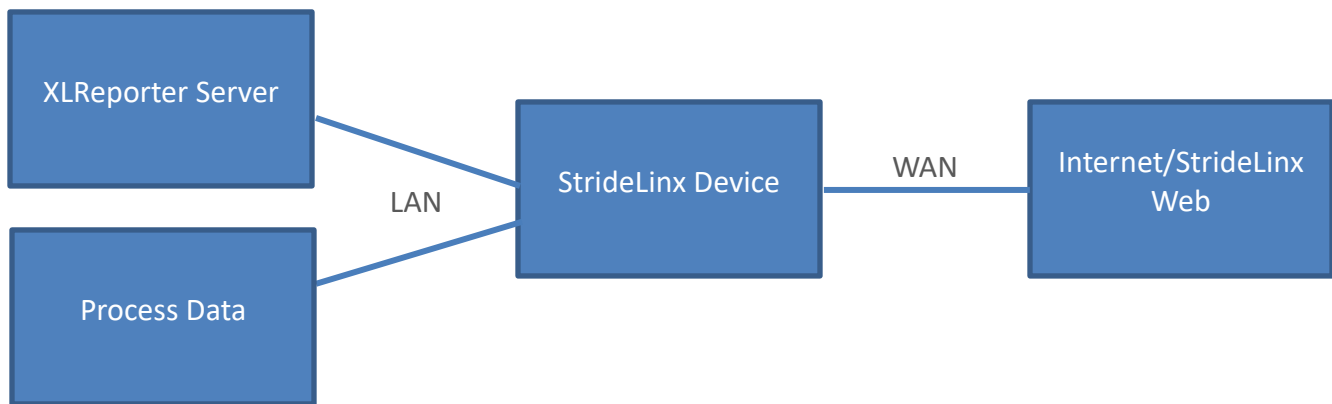
Overview

This document describes how to use the StrideLinx web server to connect to XLReporter's web portal so that the XLReporter web client is accessible over the internet from remote locations using any device with a web browser including a PC, tablet or phone.

Prerequisites

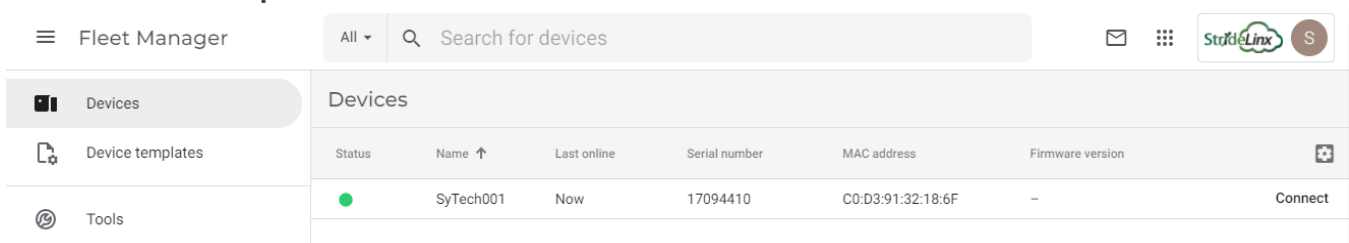
- XLReporter Distributed Edition installation
- StrideLinx device and account

Network Topology



The StrideLinx's LAN subnet must be pointed to the local SCADA network where XLReporter is installed. For more information on StrideLinx setup, see the setup documentation for the device available on the StrideLinx support site.

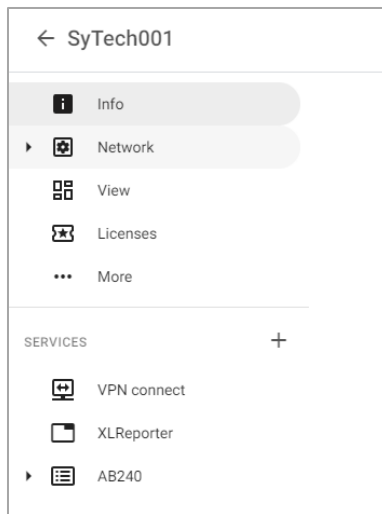
StrideLinx Set up



The screenshot shows the StrideLinx Fleet Manager interface. On the left, there is a sidebar with 'Fleet Manager' and a search bar. The main area displays a table of devices. The table has columns for Status, Name, Last online, Serial number, MAC address, and Firmware version. A single device is listed with the name 'SyTech001' and a 'Connect' button.

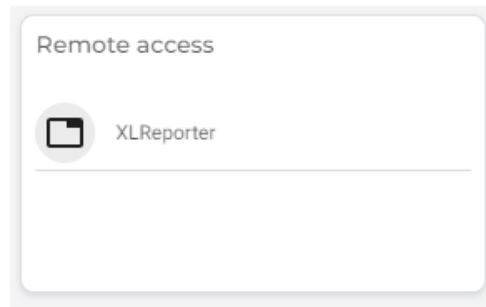
| Status | Name ↑ | Last online | Serial number | MAC address | Firmware version | |
|--------|-----------|-------------|---------------|-------------------|------------------|---------|
| ● | SyTech001 | Now | 17094410 | C0:D3:91:32:18:6F | - | Connect |

Use a web browser to log into the **StrideLinx Portal**. Use the **Apps** menu to open the **StrideLinx Fleet Manager** and select the device through which XLReporter is connected.



- Next to **Services** select the + button.
- Select **HTTP Server**.
- Assign a **Name**, e.g. *XLReporter*.
- Set **IP address** to the LAN address of the PC where XLReporter is installed.
- Set **Port** to the port number configured for the XLReporter web portal (port 80 by default).
- Set **Default Landing Page** to */xlrweb*.
- Set the **Access category** based on the configuration of the StrideLinx account and users.

Access XLReporter



To access an XLReporter client, log into the **StrideLinx Portal** or switch to the Portal from the **Apps** menu and select the device through which XLReporter is connected. The HTTP service, e.g. *XLReporter*, appears under **Remote Access**.

Select this to access the XLReporter web portal.

